



Rhyl High School Parent Travel Survey

2017 Travel Survey

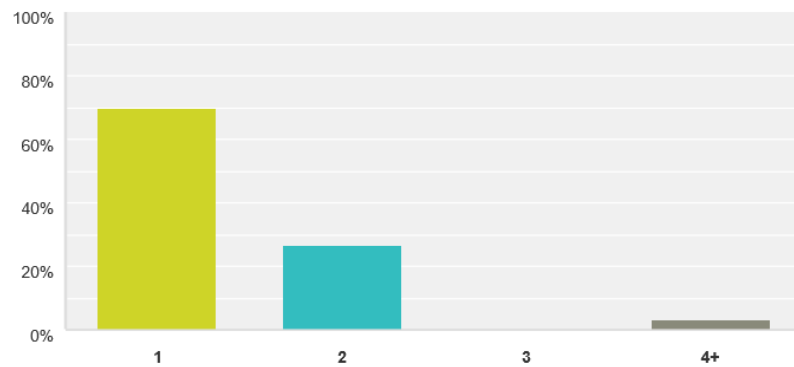
Parents were asked to complete an online travel survey. Letters were sent home with students and a link was placed on the school website.

30 parents, out of a possible 1,500, responded to the survey.

Q1.

How many children do you have at Rhyl High School?

Answered: 30 Skipped: 0



| Answer Choices | Responses |
|----------------|-----------|
| 1 | 70.00% 21 |
| 2 | 26.67% 8 |
| 3 | 0.00% 0 |
| 4+ | 3.33% 1 |
| Total | 30 |

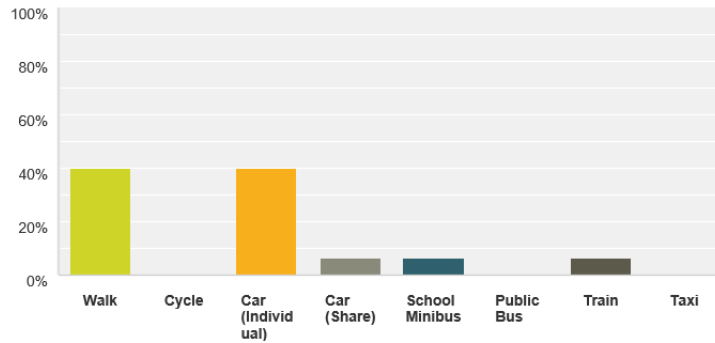


Rhyl High School Parent Travel Survey

Q2.

How does your child(ren) usually travel to and from school (ie: at least 3 days per week)?

Answered: 30 Skipped: 0

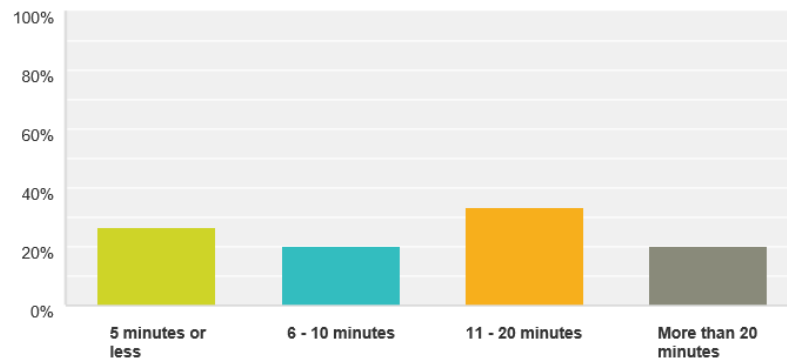


| Answer Choices | Responses |
|------------------|-----------|
| Walk | 40.00% 12 |
| Cycle | 0.00% 0 |
| Car (Individual) | 40.00% 12 |
| Car (Share) | 6.67% 2 |
| School Minibus | 6.67% 2 |
| Public Bus | 0.00% 0 |
| Train | 6.67% 2 |
| Taxi | 0.00% 0 |
| Total | 30 |

Q3.

How long does it take your child(ren) to travel to and from school?

Answered: 30 Skipped: 0



| Answer Choices | Responses |
|----------------------|-----------|
| 5 minutes or less | 26.67% 8 |
| 6 - 10 minutes | 20.00% 6 |
| 11 - 20 minutes | 33.33% 10 |
| More than 20 minutes | 20.00% 6 |
| Total | 30 |

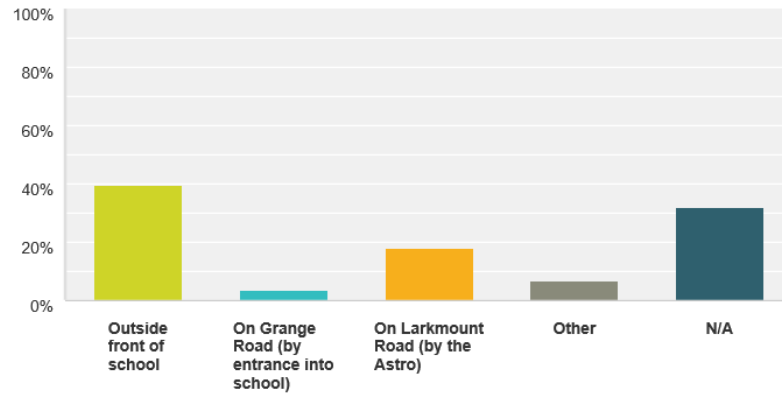


Rhyl High School Parent Travel Survey

Q4.

If your child(ren) travel by car, where do they get dropped off/picked up?

Answered: 28 Skipped: 2



| Answer Choices | Responses |
|------------------------------------------|-----------|
| Outside front of school | 39.29% 11 |
| On Grange Road (by entrance into school) | 3.57% 1 |
| On Larkmount Road (by the Astro) | 17.86% 5 |
| Other | 7.14% 2 |
| N/A | 32.14% 9 |
| Total | 28 |

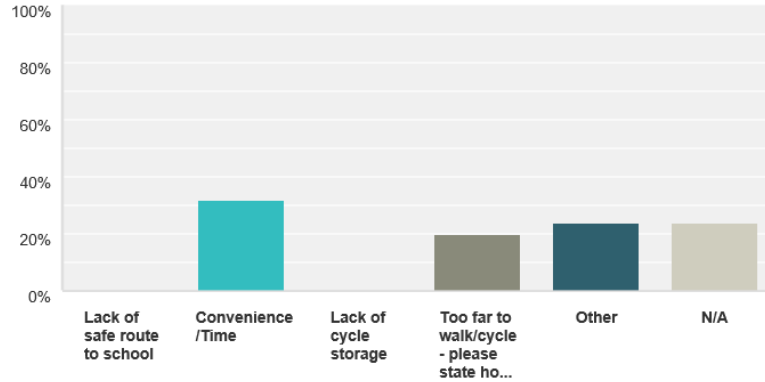


Rhyl High School Parent Travel Survey

Q5.

If your child(ren) travel by car, what is the reason for this?

Answered: 25 Skipped: 5



| Answer Choices | Responses |
|----------------------------------------------------------------------------|-----------|
| Lack of safe route to school | 0.00% 0 |
| Convenience/Time | 32.00% 8 |
| Lack of cycle storage | 0.00% 0 |
| Too far to walk/cycle - please state how far in miles in below comment box | 20.00% 5 |
| Other | 24.00% 6 |
| N/A | 24.00% 6 |
| Total | 25 |

Q5. Additional comments

“Because I sometimes have shifts off in the morning”.

“Well over 2 miles”

“We live in Kinmel bay so it's around 4-5 miles”

“Disability”

“9 miles”

“bad weather”

“4.8”

“Only if raining hard”

“Ease and she’s year 7 and not very street savvy so I prefer to drop her Off”

“Live in Kinmel Bay and no bus service or school bus”

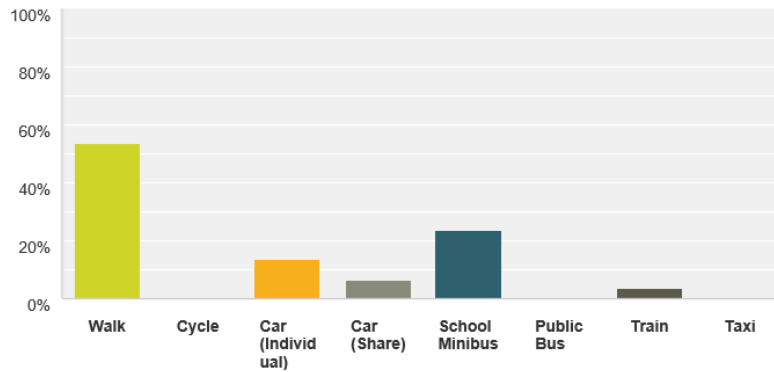


Rhyl High School Parent Travel Survey

Q6.

If you had a choice, how would you prefer your child(ren) to travel to and from school?

Answered: 30 Skipped: 0



| Answer Choices | Responses |
|------------------|-----------|
| Walk | 53.33% 16 |
| Cycle | 0.00% 0 |
| Car (Individual) | 13.33% 4 |
| Car (Share) | 6.67% 2 |
| School Minibus | 23.33% 7 |
| Public Bus | 0.00% 0 |
| Train | 3.33% 1 |
| Taxi | 0.00% 0 |
| Total | 30 |