



# Rhyl High School Staff Travel Survey

2017 Travel Survey

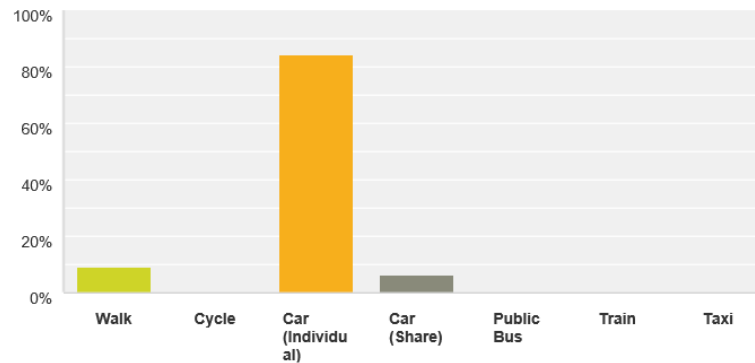
Staff were asked to complete an online travel survey. The link to the survey was sent out via email.

45 staff, out of a possible 100, responded to the survey.

Q1.

How do you usually travel to and from work  
(ie: at least 3 days per week)?

Answered: 45 Skipped: 0



Answer Choices	Responses
Walk	8.89% 4
Cycle	0.00% 0
Car (Individual)	84.44% 38
Car (Share)	6.67% 3
Public Bus	0.00% 0
Train	0.00% 0
Taxi	0.00% 0
Total	45

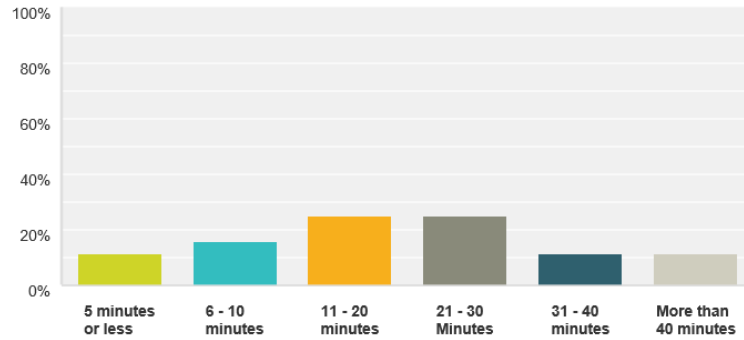


# Rhyl High School Staff Travel Survey

Q2.

How long does it take you to travel to and from work?

Answered: 44 Skipped: 1

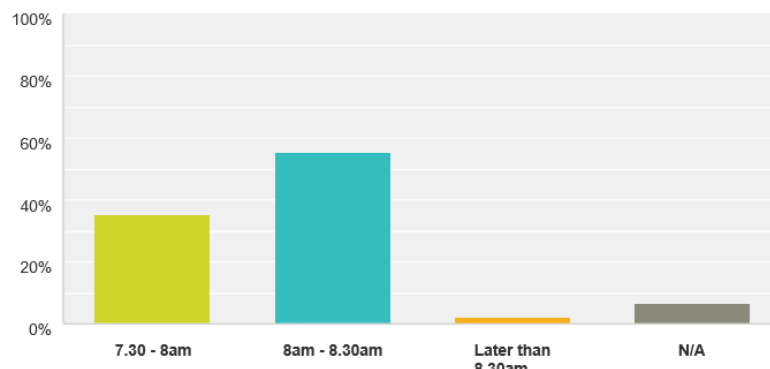


Answer Choices	Responses
5 minutes or less	11.36% 5
6 - 10 minutes	15.91% 7
11 - 20 minutes	25.00% 11
21 - 30 Minutes	25.00% 11
31 - 40 minutes	11.36% 5
More than 40 minutes	11.36% 5
Total	44

Q3.

If you drive to work, in order to gauge the carpark capacity, what time do you usually arrive ?

Answered: 45 Skipped: 0



Answer Choices	Responses
7.30 - 8am	35.56% 16
8am - 8.30am	55.56% 25
Later than 8.30am	2.22% 1
N/A	6.67% 3
Total	45




# Rhyl High School Staff Travel Survey

Q4.

If you drive to work, where do you usually park?

Answered: 44 Skipped: 1

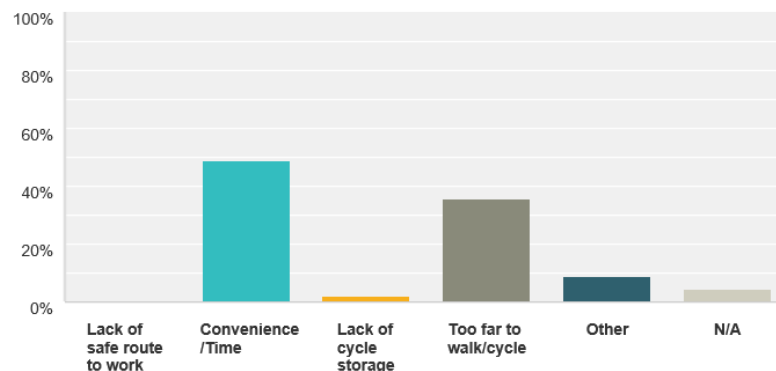


Answer Choices	Responses
▼ School Car Park	86.36% 38
▼ Leisure Centre Car Park	9.09% 4
▼ On Larkmount Road	0.00% 0
▼ On Grange Road	0.00% 0
▼ I get dropped off/picked up	0.00% 0
▼ other	2.27% 1
▼ N/A	2.27% 1
Total	44

Q5.

If you travel by car, what is the reason for this?

Answered: 45 Skipped: 0



Answer Choices	Responses
▼ Lack of safe route to work	0.00% 0
▼ Convenience/Time	48.89% 22
▼ Lack of cycle storage	2.22% 1
▼ Too far to walk/cycle	35.56% 16
▼ Other	8.89% 4
▼ N/A	4.44% 2
Total	45

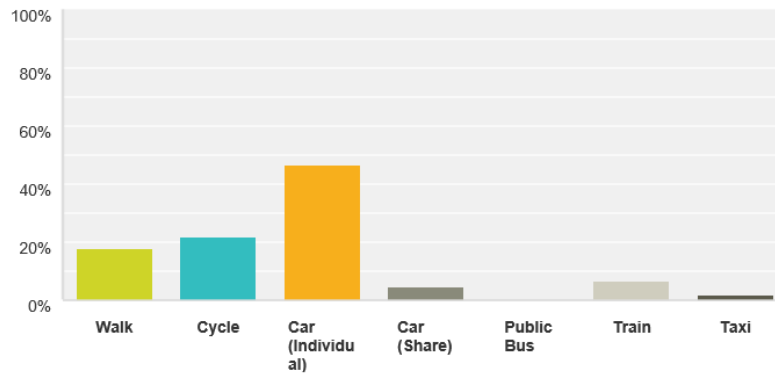


# Rhyl High School Staff Travel Survey

Q6.

If you had a choice, how would you prefer to travel to and from work?

Answered: 45 Skipped: 0



Answer Choices	Responses
Walk	17.78% 8
Cycle	22.22% 10
Car (Individual)	46.67% 21
Car (Share)	4.44% 2
Public Bus	0.00% 0
Train	6.67% 3
Taxi	2.22% 1
Total	45