



How to get Microsoft Office for  
**FREE!!**

RHYL HIGH SCHOOL




## Why do I need this?

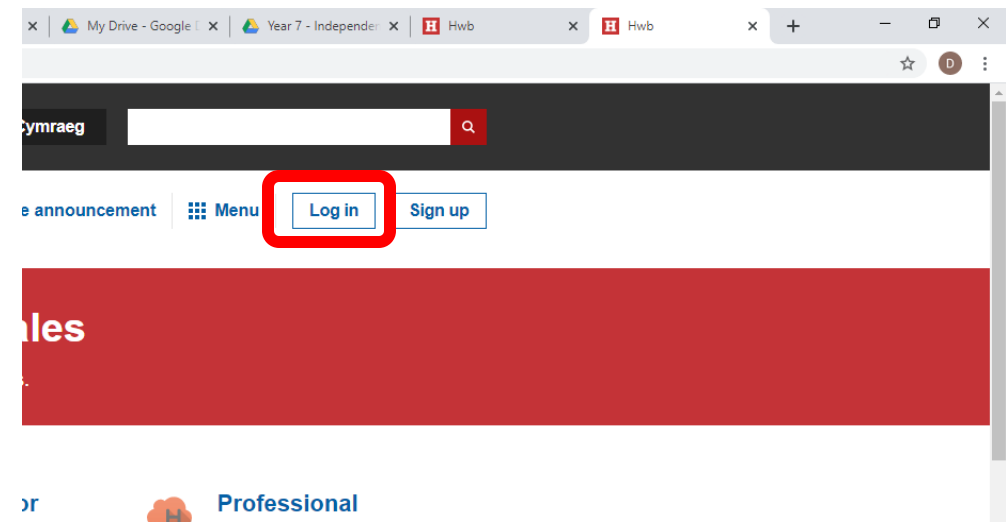
This guide will explain how to download Microsoft Office to your device for free. This includes popular applications like Powerpoint, Excel and Word.

# How to get Microsoft Office for FREE!!

FIRST GO TO THE WEBSITE HWB.GOV.WALES, IT LOOKS LIKE THE IMAGE BELOW.



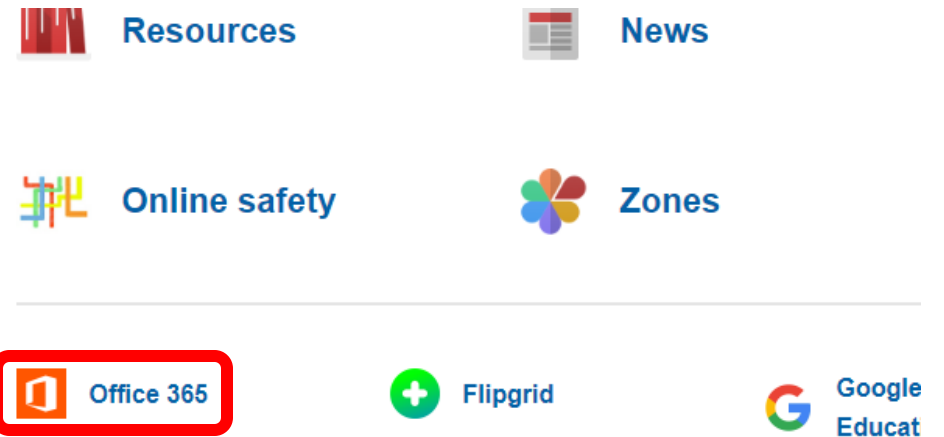
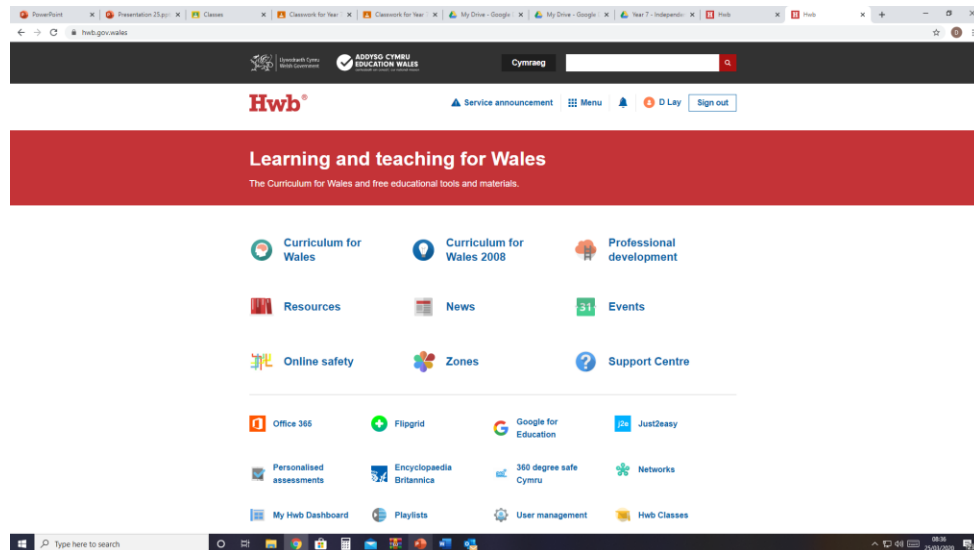
CLICK LOGIN AT THE TOP OF THE PAGE.



# How to get Microsoft Office for FREE!!

ENTER YOUR HWB LOGIN, YOU CAN FIND THIS ON GOOGLE CLASSROOM IN THE PASSWORDS SECTION. ONCE YOU HAVE DONE THIS YOU WILL BE BACK AT THE HWB HOME PAGE.

FIND AND CLICK ON WHERE IT SAYS OFFICE 365.



# How to get Microsoft Office for FREE!!

CLICK ON INSTALL OFFICE AND THEN CLICK OFFICE 365 APPS

NOW FOLLOW THE ON-SCREEN INSTRUCTIONS TO COMPLETE YOUR INSTALLATION. OFFICE WILL THEN BE AVAILABLE OFFLINE ON YOUR COMPUTER.

